


Fall 2009 Enrollment Report





Lloyd Jacobs

Rosemary Haggett

Bin Ning

Jeffrey Gold

The University of Toledo
Fall 2009 Headcount Enrollment by Student Level and Student College
14 Days After Start of the Term



The University of Toledo
 Fall 2009 FTE by Course Level and Course College
 15 Days Until Start of the Term

	[Redacted]				[Redacted]				[Redacted]			
			<u>Diff</u>	<u>% Diff</u>			<u>Diff</u>	<u>% Diff</u>			<u>Diff</u>	<u>% Diff</u>
College of Arts and Sciences												
College of Business Admin												
Judith Herb Coll of Education												
College of Engineering												
Coll of Hlth Sci and Hum Serv												
College of Law												
College of Medicine												
College of Nursing												
College of Pharmacy												
University College												
College of Graduate Studies												
Total	16,176.00	15,485.80	690	4.5%	3,446.00	3,282.77	163	5.0%	19,622.00	18,768.57	853	4.5%

Data as of September 08, 2009 and September 09, 2008

Notes:

Selection Criteria:

