


Introductory Psychology- Fall 2018
The University of Toledo
College of Language Literature and Social Sciences
PSY 1010/ 001-003*

Instructors Rickye Heffner, Ph.D.
Kamala London Newton, Ph.D.
Jason Levine, Ph.D.

Office Locations Heffner, UH 5008
London, UH 1880A
Levine, UH 5280C

!"

#\$%&'()*+,-./:0123456789:;<!=
>?@+*-?1A+B3-, -)17C0@+3)@S*6+&4A@D'E+01+37"
>??@+*-"F)))/+01:"F443+G@&1@-0'&OG'B3-D3&/"2+, @+H"



Students will be able to enumerate evidence underlying beliefs about behavior—

- a. Recognize major **perspectives** of psychology (e.g., behavioral, biological, cognitive, evolutionary, humanistic, psychodynamic, and sociocultural).
 - 1. Compare and contrast major perspectives
 - 2. Describe advantages and limitations of major theoretical perspectives
- b. Recognize different **research methods** used by psychologists.
 - 1. Describe how various research designs address different types of questions and hypotheses
 - 2. Articulate strengths and limitations of various research designs
 - 3. Distinguish the nature of designs that permit causal inferences from those that do not

Students will demonstrate an influence of psychological principles on their behavior, specifically study strategies


- a. Demonstrate self-regulation in **setting and achieving goals**
 - Regular and spaced study sessions

J"

#\$\$%&'()*+,-./:0123456789:;<!=
>?@+*-?1A+B3-, -)17CO@ +3)@S"6+&4A@OD"E+01+37"
>??@+ "-?F)))/+01:"F443+G@&1@-0"&OG"B3-D3&/"2+, @+H"

"

#&'"()*+,-./:0123456789;<|=



Grading Scale

How to Calculate Overall Grade (Blackboard Exams average percentage) + (Final Exam percentage 0.2) + (REVEL quiz percentage 0.1) = final grade percentage


F"U; V="W"! <<P" "	EX"00V="Y"0UVUUP"	*Y"U" S<"Y" S; VJUP"
FY"U<"Y"U; VJUP" "	"E"U"0; V="Y"00VJUP"	8"U"=UVUP"&OG" +%-H"
KX"U"90V="Y"9UVUUP".....	EY"U"0<"Y"0; VJUP"	
K"U"9; V="Y"90VJUP"	*X"U"SOV="Y"SUUVUUP"	
KY"U"9<"Y"9; VJUP" "	*"U" S; V="Y"SOVJUP"	

W - if you withdraw from the course after the 0.2 (r y7 0.2 . 1 (). 1T Q q 0. 1/TT5 1 2 (e) 0 2 (pe) 0.2[(i) 0.od3 (

iS Gadin

S"

#S%&' ()"* +, +%- . /+01"2+)-(34+)5'6+/. %&1+78+' 3(&3\$"! 9:"; <! ="
>??@+ "-?1A+"B3-, -)17C0@ +3)@S"6+&4A@OD"E+01+37"
>??@+ "-?F)))/+01:"F443+G@&1@-0"&OG"B3-D3&/"2+, @+H"




TENTATIVE COURSE SCHEDULE

Date	Chapter	Extra Info	Due Dates
Week 1 8/28 & 8/30 Heffner	Plan of class, syllabus. Chapter 1; Psychology and Scientific Thinking.	¥ How to register in Revel. ¥ How to complete psychology research requirements. ¥ Describe psychological theories,	


0"

#\$%&'()*+,-./:0123456789:;<!=
>?@+?"-1A+B3-, -)17C0@+3)@S"6+&4A@OD"E+01+37"
>??@+?"-?F)))/+01:"F443+G@&1@-0"&OG"B3-D3&/"2+, @+H"



of contexts.


5. Assess and critically analyze theories,



		older adults, particularly in cognitive development.	
Week 10 10/30 & 11/1 London	Chapter 11; Emotion and Motivation	<ol style="list-style-type: none">1. Identify major theories of emotion.2. Explain ways of measuring emotion and lie detection.3. Explain the major theories of motivation.4. Identify and describe determinants of hunger, eating disorders, sexual relationships, and attraction.	10/31 Revel assignment, ch 11

U"


#\$\$%&'()*+,-./:0123456789:;<!=
>?@+^-*1A+B3-, -)17C0@+3)@S"6+&4A@0D"E+01+37"
>??@+^-?F)))/+01:"F443+G@&1@-0"&0G"B3-D3&/"2+, @+H"



3. Describe key criticisms of psychoanalytic theory and the central features of neo-Freudian theories.
4. Identify the core assumptions of behavioral and social learning theories of personality.
5. Describe key criticisms of behavioral and social learning approaches.
6. Exp6 c1 0n

! <"

#\$\$%&'()*+,-./:0123456789:;<!=
>??@+?"1A+B3-, -)17C0@+3)@S"6+&4A@0D"E+01+37"
>??@+?"F)))/+01:"F443+G@&1@-0"&0G"B3-D3&/"2+, @+H"




		12. Describe the symptoms and debate surrounding disorders diagnosed in childhood.	
--	--	--	--

Week
15
12/4 &
12/6

Chapter 16;

!!"

#\$%&'()*+,-./:0123456789:;<!=
>?@+?"1A+B3-, -)17C0@+3)@S"6+&4A@D"E+01+37"
>??@+?"F)))/+01:"F443+G@&1@-0"&OG"B3-D3&/"2+, @+H"




ADDITIONAL COURSE INFORMATION

LEARNING STRATEGIES

How to approach this course: This is a **lecture course with online components**. The main content of the course is contained in the textbook and the online assignments. However, you also

! ; "

\$ % & ' () * + , - . / : ; < = > ? @ [\] ^ _ ` { | } ~
> ??@+ "-?1A+"B3-, -)17C0@ +3)@S"6+&4A@OD"E+01+37"
> ??@+ "-?F)))/ +01:"F443+G@&1@-O"&OG"B3-D3&/"2+, @+H"



Late exams are not accepted. If there is any chance at all that something will interfere on the last available day, take the exam early at least once in order to avoid a zero on the exam. **Due dates are posted on Blackboard.** Exams are always available up until the due date; the best approach is to prepare early so that you can take the exam a little early in case you get called to work or something unexpected happens. Plan to have a backup computer and internet connection (e.g. library, phone hot spot, etc.) in case technical problems arise.

Exam Room Policies for Final Exam:

- ¥ Make sure you bring your student ID
- ¥ **Exam cell phone policy:** Students in this course are not allowed to have their cell phone with them while taking exams. It is strongly recommended that you leave your cell phone at home or in another safe location during the exam. If you do bring your cell phone with you to take the exam, you will be required to leave your phone with your student ID in one of the slots in the canvas hanging in the back of the exam room. Upon completion of the exam, you will provide the exam proctor with your name again, and she/he will locate your phone and ID and return it to you. Cell phones will be stored with your student ID and each phone will be placed in its own slot to ensure the owner of a given phone can be clearly identified.
- ¥ No food or drinks are allowed in the lab – if you have a water bottle, you will be asked to place it under your desk, away from the computer
- ¥ Make sure you know your section and what class you're in (Intro to Psych or PSY1010) because the proctor will have to type in the password for your section.
- ¥ Make sure you give yourself plenty of time to take the exam – don't roll in 10 minutes before the room closes and ask to take the exam. If you show up less than an hour before the room closes, the proctor has the right to refuse to start your exam for you. If they are nice enough to start the exam for you even though there is less than an hour left before the room closes, they can and likely will pull the plug on your computer if you have not finished when the room closes. You have several days and many time options to take your exams – you should plan for an hour for the final
- ¥ **NO CHEATING** by any means that you may try – this includes (but is not limited to) no cell phones, no smart watches, hat bills must be turned backwards, no notes, no textbook, no using any web browser to look up material, no using your neighbor's answers to answer your exam, no putting your material on a fake beverage label, or **ANYTHING ELSE** that even **MIGHT** be considered cheating (yes, I use social media too and have seen many cheating strategies **DON'T TRY THEM!!!**). I take cheating **VERY** seriously and I do **NOT** take any excuses for an answer. Please see the plagiarism/cheating policy below for more on cheating.

CHEATING will not be tolerated. The first instance of cheating will result in a zero (0) for the assignment or exam. A second instance will result in an F grade for the course and a note in your college file. A low grade that results from cheating will not be deleted if you retake the course for a higher grade. Cheating includes (but is not limited to) **use of non-permitted resources** for exams or assignments such as friends, internet, books, etc., or using a **cell phone** during an exam for any reason. Plagiarism (use of another person's words without citing a reference to assign

!!"

#\$\$%&'()*+,-./:0123456789:;<= >?@+*-?1A+B3-, -)17CO@ +3)@S*6+&4A@OD'E+01+37 >??@+ "-?F)))/+01:"F443+G@&1@-0'&OG'B3-D3&/'2+, @-H""

!J"

#S%